

**NOTICE**

Continual efforts to improve the ease of reading, to promote comprehension, and to share recent revelations are the reasons for lesson revisions.

First Post Dates [FPD] and Last Post Dates [LPD] on each lesson, and in all Tables of Contents [TOC], are alerts on lessons that have been revised.

Even the Tables of Contents have FPDs and LPDs. Print a keep the latest copy of each one, and you can know if you have the latest revision of any lesson.

The Circle Bible Study Method [CBSM], which teaches how to “*rightly divide the Word of Truth*” [2Ti 2:15], is as ancient as Isaiah 28:9-13. But its concepts and the rules that govern its use continue to evolve as research continues.

Now, the lessons in Part-1 and Part-2 are not only hard to read, they are harder to write. Since my first postings in 2021, the Lord has given fresh revelations and clarified some older ones. Clarified, not by anything new, but by increasing my knowledge and understandings of the old.

I am revising all the lessons in Part-2. CB201-CB205 is complete, and CB206 onward is in progress. CB002, CBSM Table of Contents, is current as of its LPD [Last Post Date].

**THIS NOTICE IS NOT PART OF THIS LESSON. ADJUST YOUR PRINTER SETTINGS TO EXCLUDE THIS PAGE.**

## CB203 The Commandments on Stage

One challenge teachers face is the simplifying of complex subjects. CB107 helps to clarify the steps in “Isaiah’s Study Method” and the Jingle in CB109 helps to remember the simplicity of the Miracles Chart. The Ten Commandments serve well in CB202 by showing the divisions and mergers of stories that teach prophetic history in 2-column charts.

Now let’s put some actors on stage so they can make some lasting impressions. For example, Paul uses the human body to represent the body of Christ [1Co 12:12-16]. In another example, your fingers and thumbs represent the 10 Commandments.

### The Actors

The 10 Commandments declare God’s righteousness. You were born righteous, for Christ is righteous [Ge 1:26]. You work righteousness when you obey the Commandments. [I concede that legalism breeds unrighteousness, even though some works of legalism are righteous.]

Ears hear; hands work; feet walk. And the right and left hands divide the tenets of the covenant into 2 sets of 5.

Right depicts authority; left depicts submission. God is the authority and head of Christ; Christ is the authority and head of man, [1Co. 11:3]. Thus, the thumb and fingers of the right hand relate to God’s authority in His Commands between God and man. The thumb and fingers of the left hand relate to our submission in the Commands between man and man.

On the right hand, the thumb represents Command-1, and the fingers represent Commands 2-5. On the left hand, the thumb represents Command-6 and the fingers represent Commands 7-10:

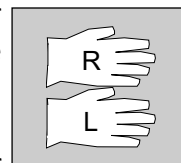
<b>R I G H T</b>	1 Thou shalt have no other gods before me
	2 Thou shalt not make unto thee any graven image
	3 Thou shalt not take the name of the LORD in vain
	4 Remember the sabbath day, to keep it holy
	5 Honor thy father and thy mother
<b>L E F T</b>	6 Thou shalt not kill
	7 Thou shalt not commit adultery
	8 Thou shalt not steal
	9 Thou shalt not bear false witness
	10 Thou shalt not covet

### Act-1 — The Commandments

Place your right hand palm down on a flat surface. Squeeze your thumb and fingers together. Use your left hand and count the Commands on your right hand. From thumb to little finger, these actors play the roles of Commands 1 through 5. Now do the reverse and count the actors from 6 to 10 on your left hand.

Again, place both hands palms down on a flat surface. With thumbs and fingers together, roll both hands 90° so that both thumbs point upward. Keeping thumbs and fingers on both

hands the same, put your right hand on your left hand. Your thumbs and fingers show the 10 Commands as they appear in Exo. 20:1-17, in the list above, and in this drawing.



Next, touch your palms together. Your matched sets of thumbs and fingers are displaying the sets below. Notice that I put Set-2 on the left to match the hand positions below. [Here the curtain drops; Act-1 ends.]

#### Horizontal Set [2]

- S6 No Kill
- S7 No Adultery
- S8 No Steal
- S9 No false witness
- S10 No Covet

#### Vertical Set [1]

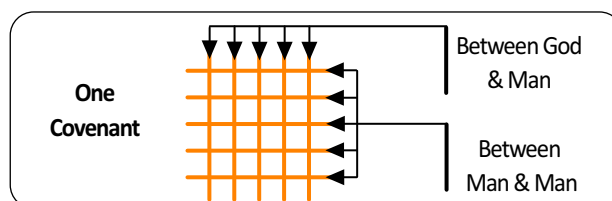
- S1 No other gods
- S2 No graven image
- S3 No take name in vain
- S4 Keep Sabbath
- S5 Honor Parents

### The Altar of the Covenant

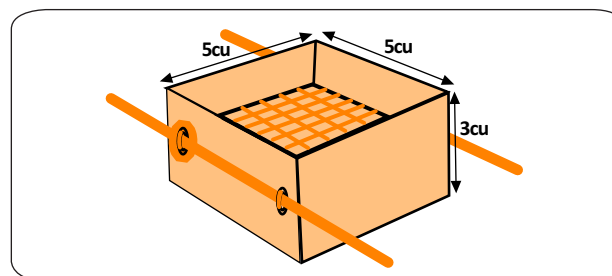
Lesson CB109 teaches how God made Jesus and all humanity in Christ’s likeness. Other lessons on this website specify how God formed man of the dust of the ground, [see Ge. 2:7]. FL201, “What is the Soul,” and FL205, “Christ the Man, the Mystery, and the Mediator.” These lessons explain details concerning the spirit, body, and soul of the human creature. Please read FL201 or FL205 now.

Those two lessons show God embedding the Ten Commandments within Adam’s soul. Because kind reproduces kind, [Ge. 1:24; Ge. 5:3], a copy of the Commandments comes “Standard Equipment” within the soul of every human being.

Because one set of commands is vertical and the other set is horizontal, the two sets are perpendicular to each other.



God supplied other symbols that teach the above. The altar of brass in Moses’ Tabernacle Plan is one example: “*And thou shalt make an altar of shittim wood, 5 cubits long, and 5 cubits broad; the altar shall be foursquare: and the height thereof shall be 3 cubits,*” [Ex. 27:1].



## CB203 The Commandments on Stage

### The Parable of the Altar

First, the altar is 5 x 5 x 3 cubits high. Five means work, 3 means conform, squares depict covenants. When viewed together, these symbols show worshipers conforming to the works these symbols represent.

Second, the altar is shittim wood. Shittim trees are thorny. Wood depicts life, and thorns depict curses. These symbols show a curse on those who do not conform to the altar's measures.

Third, a layer of brass overlays the altar, and a brass network is in the "*midst of the altar*" [Ex. 38:4]. Brass depicts judgment; the overlay shows judgment on the altar's outer surface. The network within determines the judgments without.

Now, this altar represents me, you, everyone. The overlay shows judgment on the outer man; the network shows the Commandments within the mind of the soul.

Apply these meanings to know and understand the whole parable:

- a. Altar - a person
- b. 5 - works
- c. 3 - conform
- d. Square - covenant
- e Shittim - curse
- f. Wood - life
- g. Brass - judgment
- h. Overlay - outer man
- j. Network - 10 Commands
- k. Midst - within

### Act-2 The Brass Grate

Put both hands palms down on a flat surface. Slightly spread your fingers on both hands. Keeping both palms on the table, rotate one hand 90° relative to the other. Then, with both palms facing downward, put one set of fingers on the other set

of fingers. Although a little crude, your hands mimic the grate in "*the midst of the altar.*"

The curtain now drops on Act-2 so we now prepare the stage for Act-3. This Act is also brief, but it requires you to read two lessons on the "Sin Nature," FL207A and FL207B. These lessons provide some backstage knowledge for Act-3.

### Act-3 The Sin Nature

Those 2 suggested lessons teach how the lusts of the flesh and mind [Eph 2:3] tempt and cause us to exceed the bounds set by the 10 Commandments. But these lusts are as giants, and we are as grasshoppers [Nu 13:33]. So there is none righteous by the law, for we all broke the Commandments.

But, where sin abounds, grace abounds, [Ro. 5:20]. Those who repent walk in love, serve the Lord, and live by His Holy Covenant. His covenant is a vow.

Vows are as simple as attitudes. Yet vows comprise powerful ways to serve the Lord. Make a good vow and the angel of the Lord will help you keep it; make an evil vow and an angel of Satan will help you keep it.

In one of those 2 lessons, you saw how Israel pitched in a place called Rephidim. In the second half of that story, Amalek, who represents "the sin nature," wars against Israel.

When Moses' hands are up-held, Israel wins against the sin nature, but when his hands hang down., the sin nature wins. And his hands represent the 10 Commandments.

Because the flesh cannot obey the Commandments without help. Thus, two men, one on the right and the other on the left, support Moses' raised hands. This story happened in Rephidim because this name means supports.

Hold both hands high and see how soon your arms tire. This brief time exemplifies how much we need almost continual support to overcome the sin nature. [FL207A and FL207B teach many details about their sin nature. Romans-7 also teaches about the sin nature.]